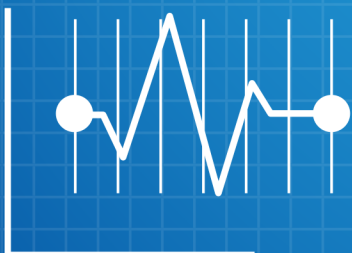


IntelliSense®

Predictive Intelligence
for Pneumatics



LDA
Solutions for Life



WELCOME TO THE

NEXT GENERATION OF PNEUMATICS

Introducing IntelliSense®, a one-of-a-kind technology platform combining sensors, cylinders and software to deliver real-time performance data for standard pneumatic devices. With IntelliSense®, users can utilize condition-based monitoring to be proactive about maintenance and system optimization to maximize uptime in the age of full-tilt manufacturing.

HOW IT WORKS

1

The “intelligence” lies within the IntelliSense® Sensor Interface Module (SIM). This remote monitoring device gives users operational insights at the device level.

2

The IntelliSense® SIM can be easily connected to Bimba cylinders using pneumatic fittings.

3

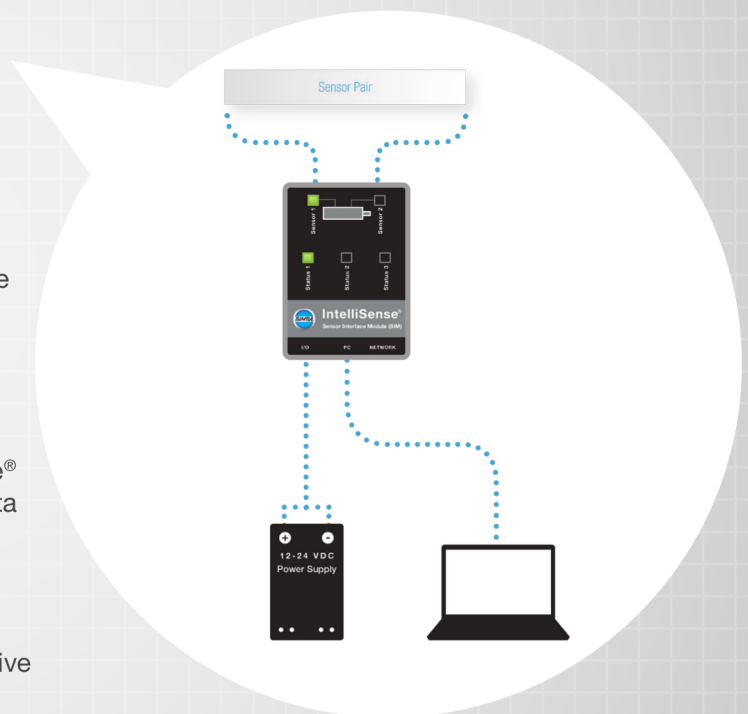
Using a sensor pair, IntelliSense® is able to report a range of data, including cylinder condition, stroke time, end of travel, pressure and temperature.

4

Data and insights can be sent from the IntelliSense® SIM to a PLC for advance alarming and controls while also sending real-time information to a PC or IntelliSense® Data Gateway, which enables remote monitoring and data logging for user analysis.

5

The machine-to-machine technologies allow for close monitoring of individual components, giving users the insight needed to move from emergency repair to proactive maintenance—optimizing production as a whole.



INTELLISENSE® DATA GATEWAY

- Remote monitoring for up to 12 SIMs
- Ethernet and wireless connectivity
- Data logging capabilities with 100+ GB of storage
- Includes IntelliSense® Data Gateway DIN rail bracket



REAL-TIME INSIGHTS FOR REAL RESULTS

With a constant influx of precise and accurate performance-related data, IntelliSense® helps users make smarter decisions to ensure maximum uptime and component performance.



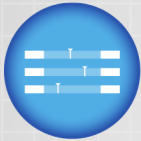
Predictive Prognostics

Up-to-date condition information allows IntelliSense® to predict when a cylinder will fail—increasing uptime.



Remote Monitoring

Using a network of smart devices, users can collect data and monitor machinery remotely, even from multiple locations.



Machine Efficiency

With real-time data, users can identify whether a component is achieving its desired performance specification. This is especially important in sequencing applications that rely on precise stroke rates.



Maximizing Production

For customers running machinery 24/7 or producing large value batches, IntelliSense® can alert users to under-performing components—enabling proactive responses for maximum uptime.

INTELLISENSE® FOR ALL

Every day, users from a wide range of industries are finding new and exciting solutions to automation's most complex questions with IntelliSense®.



In a world where C-level executives are pushing manufacturing to maximize throughput while maintaining superior quality measures, IntelliSense® provides the competitive edge. Optimize your productivity and efficiency in the new age of pneumatics with IntelliSense®. Find out more at bimba.com/smarter.



ORDERING INFORMATION

ISK - M A -

INTELLISENSE® KIT	KIT TYPE*	SIM MODULE	PRESSURE SENSOR	FITTING TUBE SIZE
	B - Basic	M - Standard	A - Standard	006 - 6mm OD
	D - Data			010 - 10mm OD
	S - Starter			156 - 5/32" OD or 4mm OD
				250 - 1/4" OD
				313 - 5/16" OD or 8mm OD
				375 - 3/8" OD

*INTELLISENSE® KIT TYPES

IntelliSense® Basic Kit	
1	IntelliSense® Sensor Interface Module (SIM)
2	IntelliSense® Pressure/Temperature Sensor
2	IntelliSense® Fittings

IntelliSense® Data Starter Kit	
1	IntelliSense® Sensor Interface Module (SIM)
2	IntelliSense® Pressure/Temperature Sensor
2	IntelliSense® Fittings
2	IntelliSense® 2.0 Meter Sensor Cable
1	IntelliSense® 0.5 Meter IO Cable
1	IntelliSense® USB Programming Cable
1	IntelliSense® Data Gateway
1	24V Power Supply

IntelliSense® Starter Kit	
1	IntelliSense® Sensor Interface Module (SIM)
2	IntelliSense® Pressure/Temperature Sensor
2	IntelliSense® Fittings
2	IntelliSense® 2.0 Meter Sensor Cable
1	IntelliSense® 0.5 Meter IO Cable
1	IntelliSense® USB Programming Cable
1	24V Power Supply

Accessories	
IntelliSense® Data Gateway	ISG-01
IntelliSense® Junction Block	ISH-R04
IntelliSense® 2.0 Meter Sensor Cable	CBL-IS-M8-2
IntelliSense® 5.0 Meter Sensor Cable	CBL-IS-M8-5
IntelliSense® 0.5 Meter IO Cable	CBL-IS-CF-0.5
IntelliSense® 1.8 Meter USB Programming Cable	CBL-IS-RU-1.8
IntelliSense® 2.0 Meter DB9 to RJ45 Serial Cable	CBL-IS-RD-2
IntelliSense® 0.5 Meter DB9 to RJ45 Serial Cable	CBL-IS-RD-0.5
RS422 to USB HUB	ISH-D04
24V Power Supply	PWR-020A24-DIN

Service Parts	
IntelliSense® Pressure/Temperature Sensor	ISS-1A-7SS
IntelliSense® Sensor Interface Module (SIM)	ISM-S1-BA1-5P
IntelliSense® Fitting, 6mm OD Tubing	ISF-T1-006
IntelliSense® Fitting, 10mm OD Tubing	ISF-T1-010
IntelliSense® Fitting, 5/32" OD or 4mm OD Tubing	ISF-T1-156
IntelliSense® Fitting, 1/4" OD Tubing	ISF-T1-250
IntelliSense® Fitting, 5/16" OD or 8mm OD Tubing	ISF-T1-313
IntelliSense® Fitting, 3/8" OD Tubing	ISF-T1-375
IntelliSense® Data Gateway DIN Rail Bracket	ISG-BRKT



Bimba Manufacturing Headquarters

P.O. Box 68 Monee, Illinois 60449-0068
 Phone: 708-534-8544 Toll Free: 800-44-BIMBA Fax: 708-235-2014
 Email: cs@bimba.com www.bimba.com



Hoge Buizen - 1980 EPPEGEM (BE)
 www.LDA.be - LDA@LDA.be
 ☎ +32(0)2- 266 13 13

BIMBA BRANDS | ACRO | MEAD | MFD | PNEUMADYNE | TRD

PNEUMATIC • ELECTRIC • HYDRAULIC ACTUATORS FITTINGS — MANIFOLDS — VALVES — AIR PREPARATION — SAFETY & PRODUCTION